




FabLink®-XP25.4.CR

Corrugated Cardbord Applications
Down Stackers, Corrugator Take Off, Strap Feed



FabLink®-XP25.4.CR



Pitch	25,4 mm / 1 inch
Belt surface	Close, Non Slip surface
Minimum width	76,2 mm / 3 inch
Open Area (%)	0%
Cleat	No
Sidewall	No
Pin	Ø 4,5 mm / 0,177 inch
Approved	No
Curve	No
Color	Additional colors available
Cleanability	Good
Belt thickness	9,3 mm / 0,366 inch

Product Features and Functional Benefits

- Reinforced bottom surface – higher product load and longer conveyors.
- Close transfer applications.
- Extra power, bi-directional belt for long conveyors.
- Unique sprocket engagement reduces pulsation and increases load capacity.
- Chamfered belt edges.
- Safety walking top surface.

Available Moulded Module Sizes

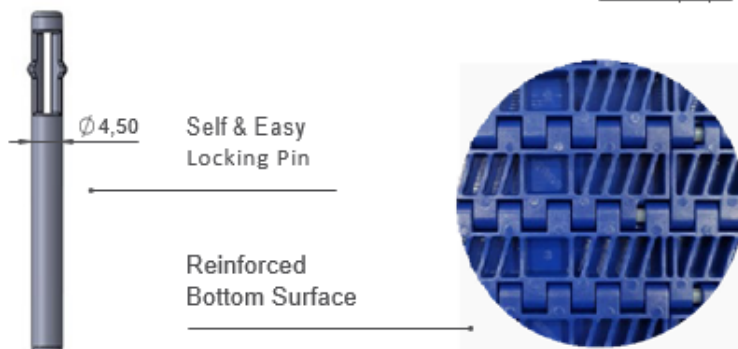
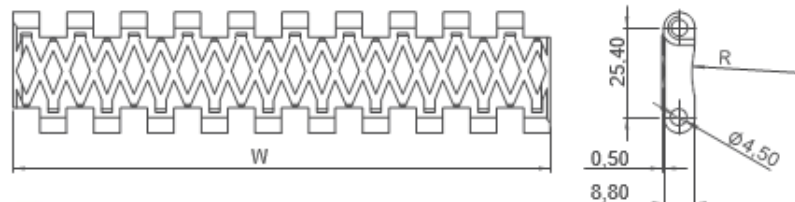
- 152,4 mm / 6 inch module
- 76,2 mm / 3 inch module

Technical Information

BELT MATERIAL	TENSILE STRENGTH				TEMPERATURE		BELT WEIGHT Kg/m ² / lb/ft ²
	Straight		Curve		°C / ° F (min.)	°C / ° F (max.)	
	N/mm	lb/ft	N/mm	lb/ft			
POM (Polyacetal)	40250	2758	-	-	-43 / -45	+110 / +230	8,1 / 1,67

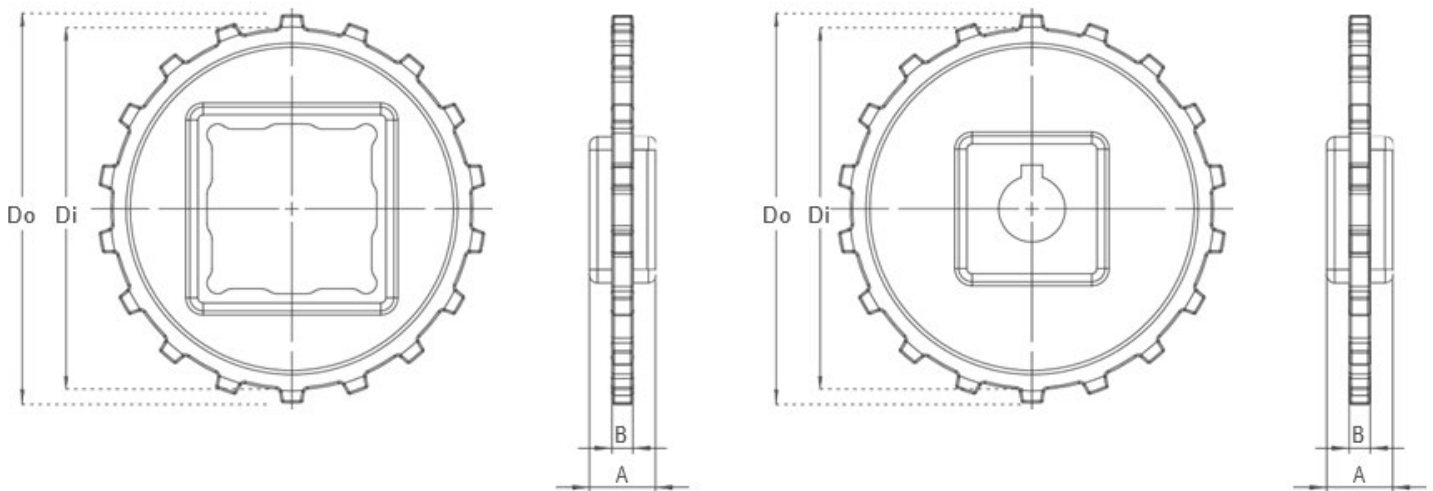

Standard Belt Widths

WIDTH (W)				BELT WIDTH TOLERANCE (max.)
PP-PE		POM		
mm	inch	mm	inch	
		76,2	3,0	± 0,5 mm
		152,4	6,0	± 0,5 mm
		228,6	9,0	± 2 mm
		304,8	12,0	± 2 mm
		381,0	15,0	± 3 mm
		457,2	18,0	± 3 mm
		533,4	21,0	± 3 mm
		609,6	24,0	± 3 mm
		685,8	27,0	± 4 mm
		762,0	30,0	± 4 mm
		838,2	33,0	± 4 mm
		914,4	36,0	± 4 mm
		990,6	39,0	± 4 mm
		1066,8	42,0	± 4 mm
		1143,0	45,0	± 4 mm



- Standard belt increments 76,2mm
- Non-standard belt increments 15,2mm
- Please contact with customer service for precise belt measurements

Sprockets and Technical Specifications



Standard Sprocket Dimensions

NUMBER OF TEETH	Di mm / inch	Do mm / inch	B mm / inch	A mm / inch	Square Bore (Q) mm / inch	Round Bore (R) mm / inch	PRODUCT CODE	
							Square Type (Q)	Round Type (R)
Z8	53,2 / 2,09	64,0 / 2,52	8 / 0,31	25 / 1	25 / 1	25-30 / 1-1.25	FL-XP-25.4SQZ8	FL-XP-25.4SRZ8
Z10	71,6 / 2,82	82,5 / 3,25	8 / 0,31	25 / 1	40 / 1,5	25-30 / 1-1.25	FL-XP-25.4SQZ10	FL-XP-25.4SRZ10
Z12	89,0 / 3,50	99,5 / 3,92	8 / 0,31	25 / 1	40 / 1,5	25-30 / 1-1.25	FL-XP-25.4SQZ12	FL-XP-25.4SRZ12
Z15	114,0 / 4,49	124,0 / 4,88	8 / 0,31	25 / 1	40-60 / 1,5-2,5	25-30 / 1-1.25	FL-XP-25.4SQZ15	FL-XP-25.4SRZ15
Z18	136,4 / 5,37	146,4 / 5,76	8 / 0,31	25 / 1	40-60 / 1,5-2,5	25-30 / 1-1.25	FL-XP-25.4SQZ18	FL-XP-25.4SRZ18

- * Other sprockets and hub sizes are manufactured upon request
- * POM (Polyacetal) and PP (Polypropylene) sprockets are available upon request
- * Machined split sprockets are available for each size



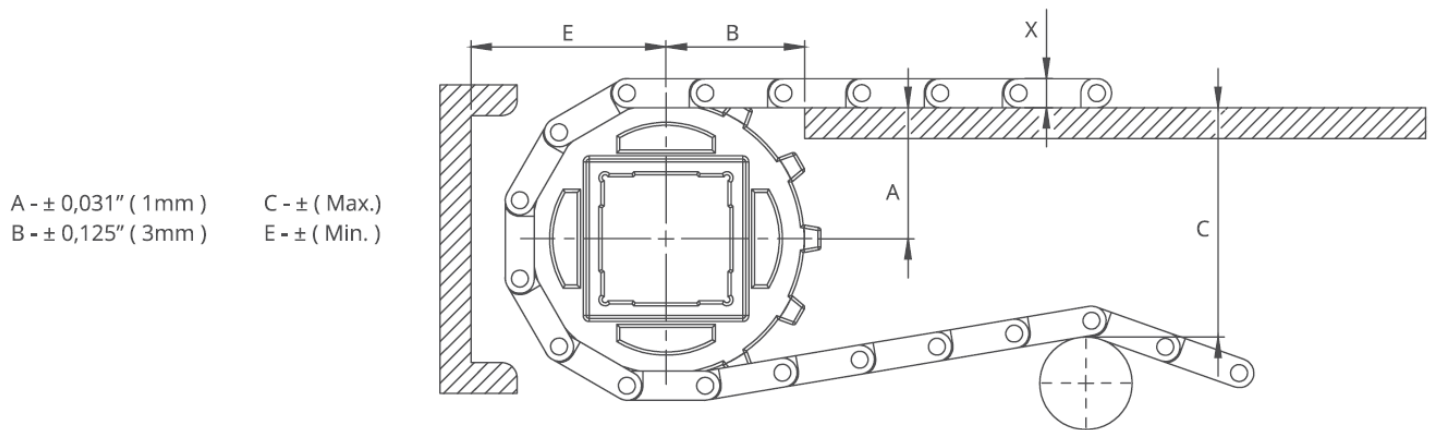
Clamp

Machined Split Sprocket

Moulded Sprocket

Machined Sprocket

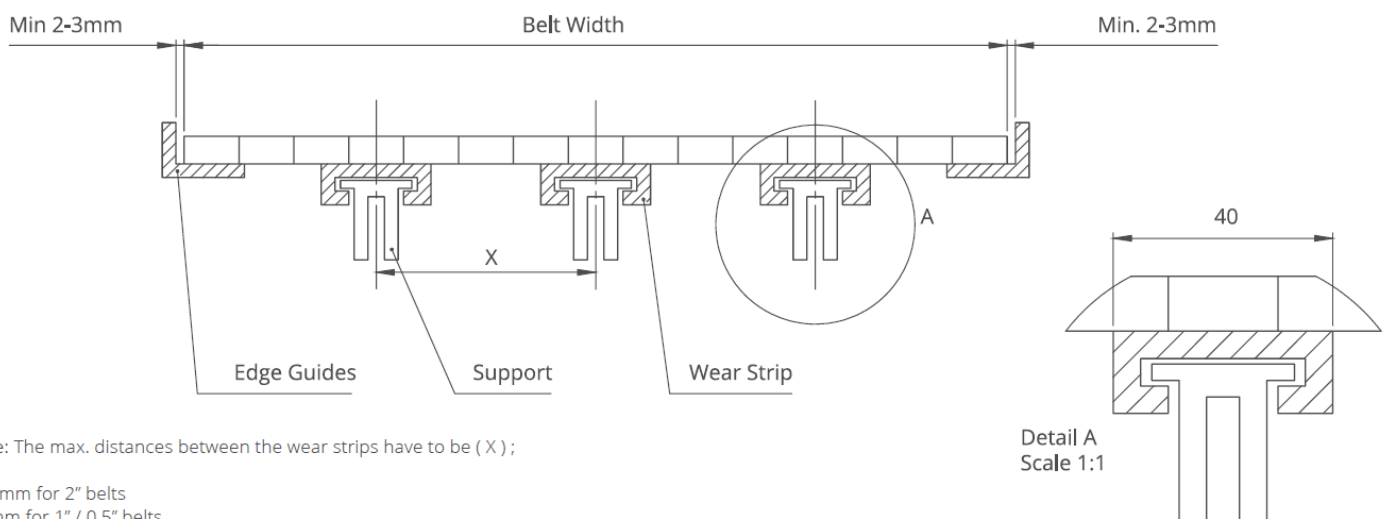
Engineering Information



Conveyor Frame Dimensions

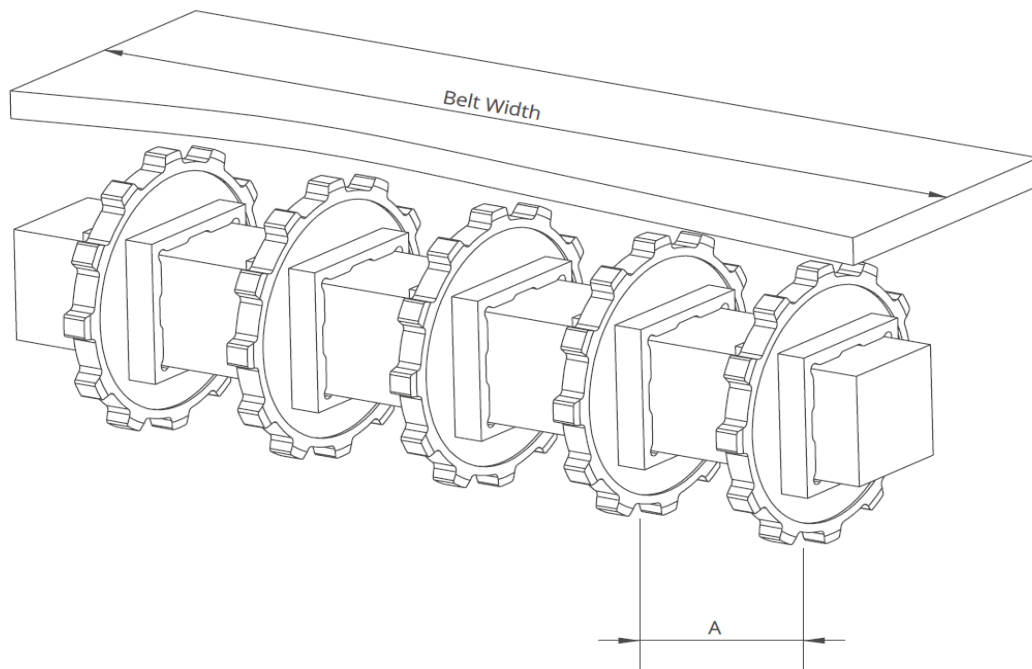
SPROCKETS DESCRIPTION		A		B		C		E		X		
Pitch Diameter	Number of teeth	Range (Bottom to Top)		inch	mm	inch	mm	inch	mm	inch	mm	
		inch	mm									
2.32	59,0	8	1,17	29,8	1,44	36,5	1,94	49,3	1,91	48,6	0.35	8,8
2,99	76,0	10	1,47	37,0	1,69	42,9	2,57	65,4	2,21	56,2	0.35	8,8
3,59	91,2	12	1,79	45,5	1,86	47,3	3,19	81,1	2,53	64,3	0.35	8,8
4.65	118,0	15	2,22	56,3	2,13	54,1	4,15	105,3	2,96	75,1	0.35	8,8
5.67	144,0	18	2,71	69,0	2,31	58,7	5,16	131,0	3,45	87,8	0.35	8,8

Slider Support System for Straight Running Belts



Note: The max. distances between the wear strips have to be (X) ;

125 mm for 2" belts
80 mm for 1" / 0.5" belts



Sprockets Arrangement

Standard Belt Width		Number of sprockets per shaft		A (mm/inch)	
mm	inch	Drive Shaft	Return Shaft	Min.	Max.
152,4	6,0	2	2	60 / 2,36	170 / 6,6
228,6	9,0	2	2	60 / 2,36	170 / 6,6
304,8	12,0	3	2	60 / 2,36	170 / 6,6
381,0	15,0	4	3	60 / 2,36	170 / 6,6
457,2	18,0	5	3	60 / 2,36	170 / 6,6
533,4	21,0	5	3	60 / 2,36	170 / 6,6
609,6	24,0	6	3	60 / 2,36	170 / 6,6
685,8	27,0	6	4	60 / 2,36	170 / 6,6
762,0	30,0	7	4	60 / 2,36	170 / 6,6
838,2	33,0	7	4	60 / 2,36	170 / 6,6
914,4	36,0	8	4	60 / 2,36	170 / 6,6
990,6	39,0	8	5	60 / 2,36	170 / 6,6
1066,8	42,0	9	5	60 / 2,36	170 / 6,6
1143,0	45,0	9	5	60 / 2,36	170 / 6,6
1219,2	48,0	10	5	60 / 2,36	170 / 6,6
1295,4	51,0	10	6	60 / 2,36	170 / 6,6
1371,6	54,0	11	7	60 / 2,36	170 / 6,6
1447,8	57,0	11	7	60 / 2,36	170 / 6,6
1524,0	60,0	12	7	60 / 2,36	170 / 6,6
1600,2	63,0	12	8	60 / 2,36	170 / 6,6
1676,4	66,0	12	8	60 / 2,36	170 / 6,6
1752,6	69,0	13	8	60 / 2,36	170 / 6,6
1828,8	72,0	14	9	60 / 2,36	170 / 6,6
1905,0	75,0	14	9	60 / 2,36	170 / 6,6
1981,2	78,0	15	10	60 / 2,36	170 / 6,6
2057,4	81,0	15	10	60 / 2,36	170 / 6,6

Note: number of sprockets depends on belt load